

MANAGEMENT INFORMATION SYSTEMS 8/E

Raymond McLeod, Jr. and George Schell

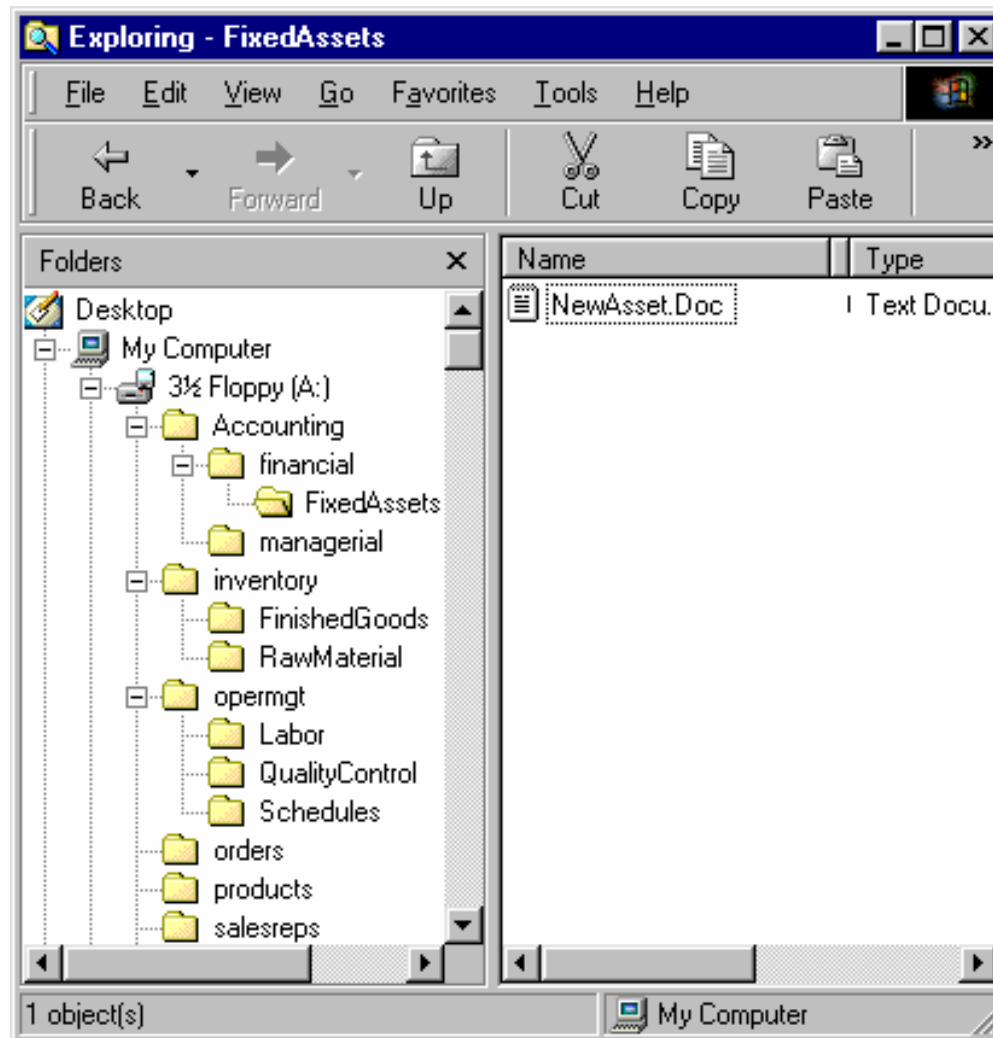
Chapter 9

**The Database and Database
Management System**

Data Organization

- Data Field
 - Smallest unit of data
- Record
 - Collection of related fields
- File
 - Collection of related records
- Folders
 - Collection of related files
 - Conceptually similar to a branch of the tree
- Subfolder
 - A folder within a folder
- Movement of folders using GUI

Organization of Data into Folders



Common Models for Organizing Data Files

1. Function
2. Frequency of Use
3. Users
4. Projects

Fundamental Building Blocks for DB Structures

1. Data Value
2. Data Field
3. Data Record
4. Data File

Spreadsheet as a Simple Database

- Rows and columns of a spreadsheet can be regarded as a simple database
- Flat files
 - Does not have repeating columns
 - Spreadsheet table is a file and column is a field
- Key fields
 - Contains a value to uniquely identify each record in a table

Data Structure vs. Spreadsheet Terminology

Spreadsheet Term	Data Structure Term
Table	File
Column	Field
Row	Record

Relational Database Vendors

1. IBM
2. Informix Software, Inc.
3. Microsoft
4. Oracle
5. Sybase

Database Structures

- Database
 - All data stored on computer-based resources of the organization
- Database Management System (DBMS)
 - Software application that stores the structure of the database, the data itself, relationships among the data in the database, as well as forms and reports pertaining to the database

Database Structures (cont.)

- Hierarchical structure
 - Uses the 'parent / children' concept
 - Limitation: Cannot handle ad hoc requests
 - First DBMS was IDS by GE in 1964
 - CODASYL
- Network structure
 - Allow given record to point back to any other record in the database
 - Specification released by CODASYL in 1971
 - Solves problem of having to backtrack through data

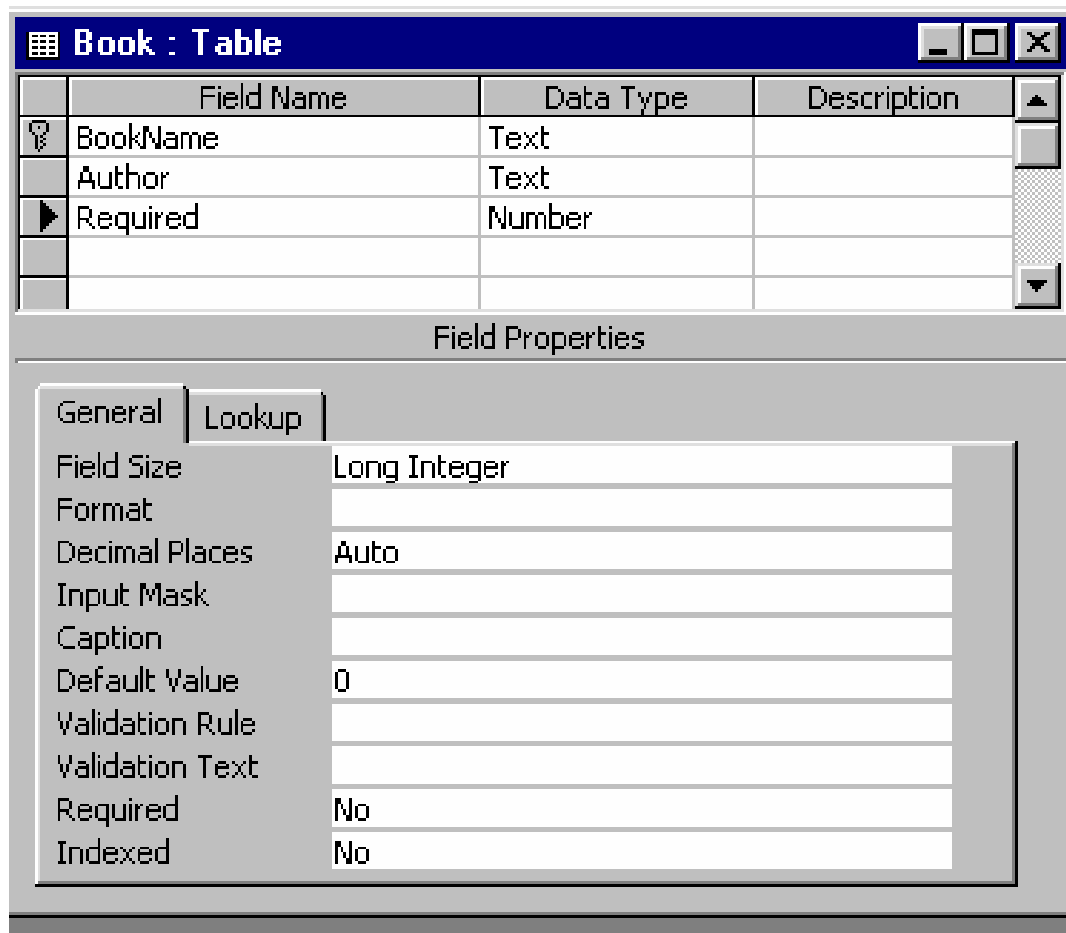
Database Structures (cont.)

- Relational structure
 - Rows and columns
 - Frees designers from need to specify relationships prior to building the database
 - Date and Codd described structure
 - Does not rely on physical relationships
 - Easy to understand



The Database Concept

- Database concept
 - Logical integration of records in multiple files
- Data redundancy
 - Duplication of data
- Data inconsistency
- Data independence
 - Keep data specifications separate from programs, in tables and indexes

Description of Book Table



The screenshot displays a database design tool interface. At the top, a window titled "Book : Table" contains a table with the following fields:

	Field Name	Data Type	Description
	BookName	Text	
	Author	Text	
	Required	Number	

Below the table is the "Field Properties" window, which is currently set to the "Lookup" tab. The properties for the selected field are:

Property	Value
Field Size	Long Integer
Format	
Decimal Places	Auto
Input Mask	
Caption	
Default Value	0
Validation Rule	
Validation Text	
Required	No
Indexed	No

Description of Student Table

The screenshot displays the Microsoft Access interface. At the top, a window titled 'Table1 : Table' shows a table with four columns: 'Field Name', 'Data Type', and 'Description'. The table contains four rows of data:

	Field Name	Data Type	Description
🔑	SID	Text	Student ID
	Lname	Text	Last Name
	Fname	Text	First Name
▶	BookName	Text	Title of Textbook

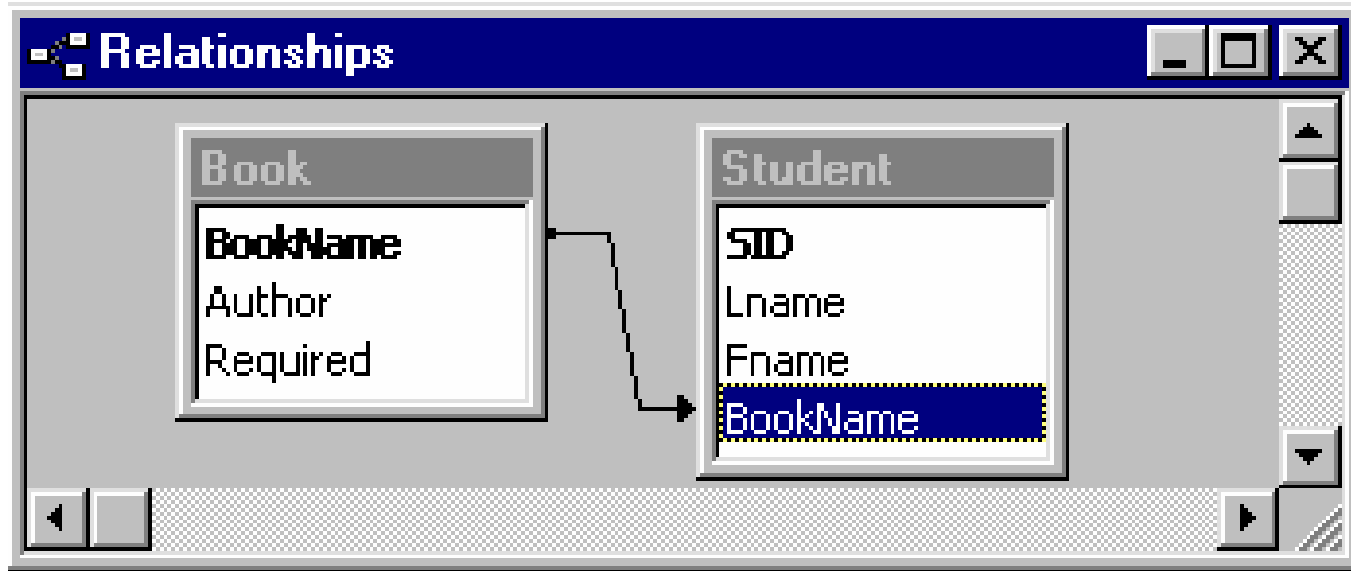
Below the table is the 'Field Properties' task pane. It has two tabs: 'General' and 'Lookup'. The 'General' tab is active, showing a list of properties for the selected field 'BookName':

Field Size	50
Format	
Input Mask	
Caption	
Default Value	
Validation Rule	
Validation Text	
Required	No
Allow Zero Length	No
Indexed	No

To the right of the properties list is a help box with the following text:

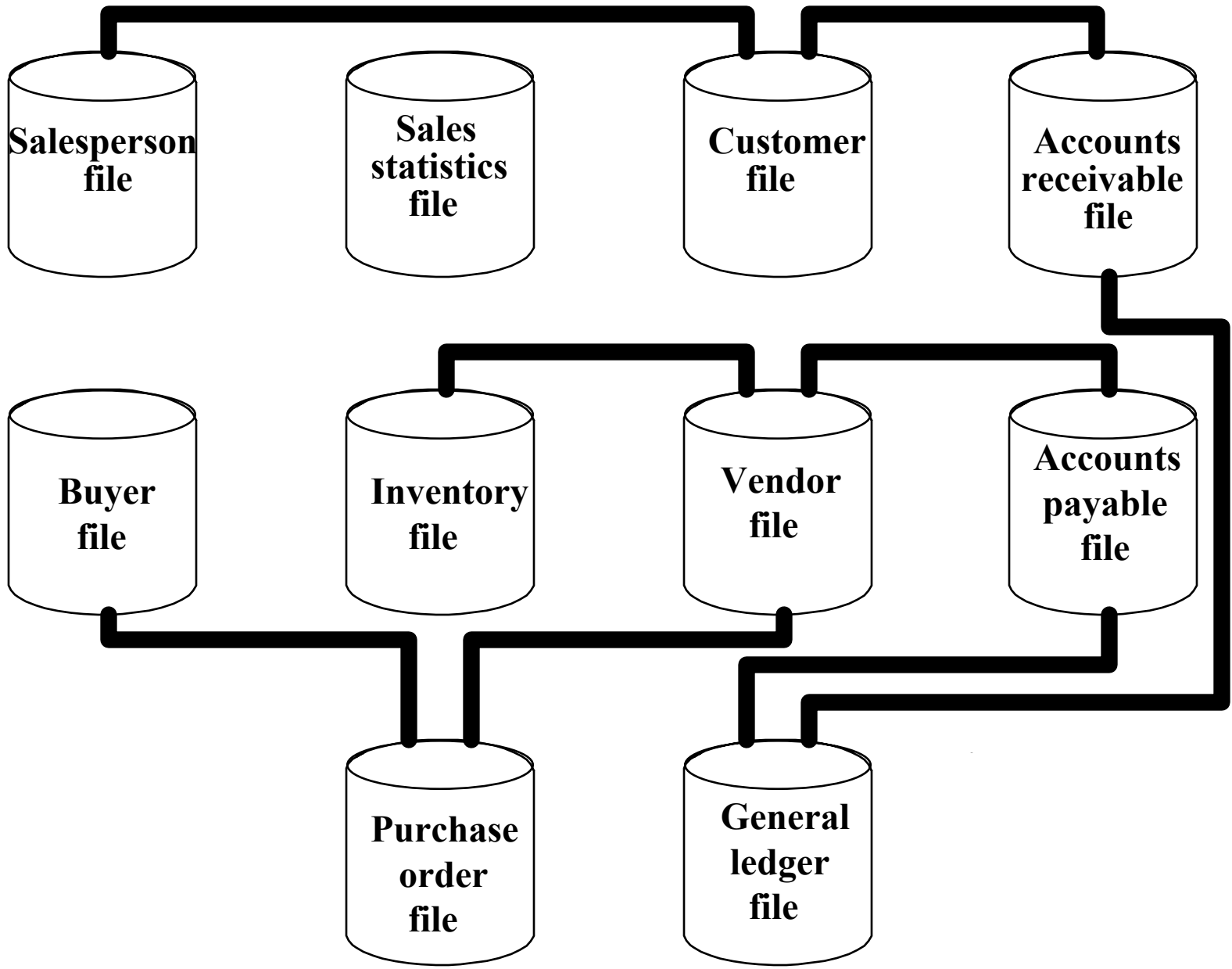
A field name can be up to 64 characters long, including spaces. Press F1 for help on field names.

Table Relationships



Tables

Book Name	Author	Required
Banking Principles	Knox	25
Management Information Systems 8E	McLeod and Schell	75
Personal Sales Techniques	Wei	70
Quality Service, Quality Customer	Brutus	54



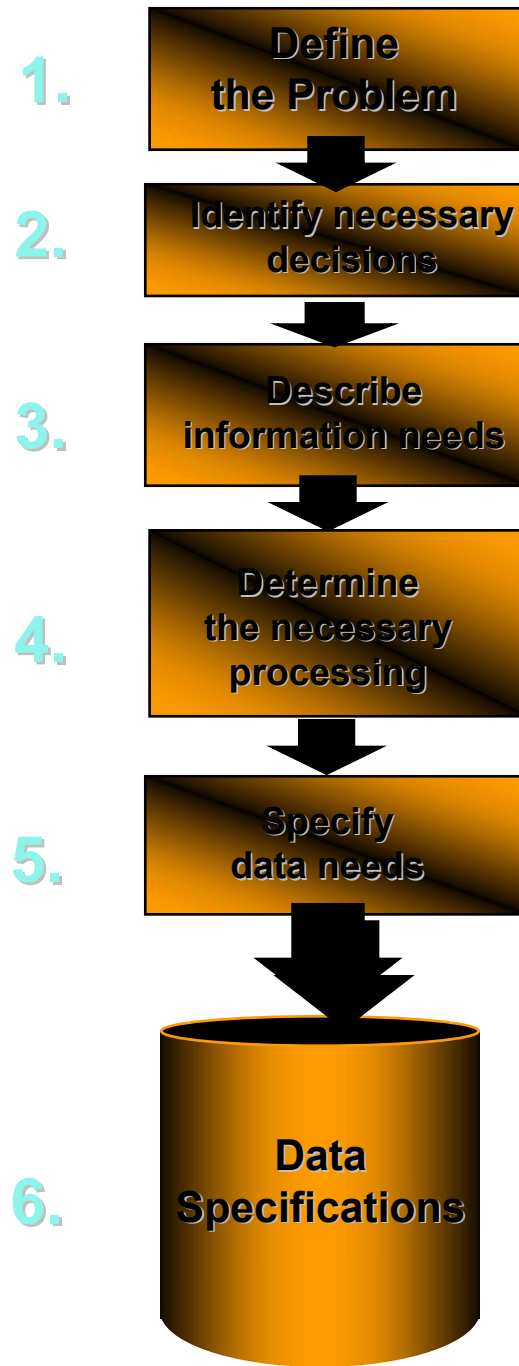
A Database Consists of One or More Files

Evolution of Database Software

- GE's IDS first example
 - Used with COBOL
- IBM's IMS
 - Apollo project
- Interface Issues
 - Intel's System 2000, RAMIS, IDMS, Inquire
 - Query language interface
- SEQEL from IBM
 - Continuation of IMS
- Renamed SQL
 - Structured Query language
 - Embedded within traditional language
 - Standalone
- PC database packages
 - dBase II
 - MS-Access

Creating a Database

- Two approaches:
 1. Process oriented approach (problem-solving)
 2. Enterprise modeling

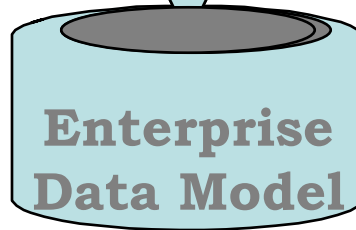


**Data Needs
Can Be
Defined by
Taking a
Problem-
Oriented
Approach**

Strategic Planning for Information Resources

1.

Create
enterprise
data model



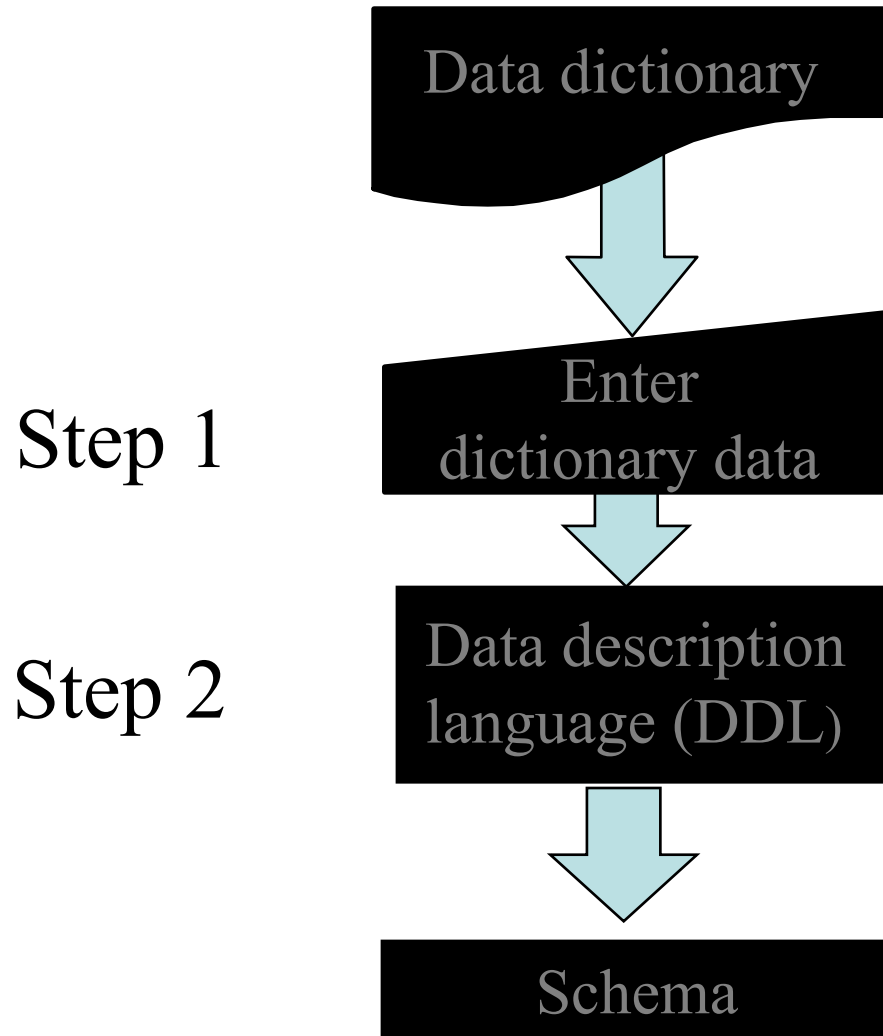
2.

Develop
Database



**Data Needs Can
Be Defined by
Creating an
Enterprise
Model**

Describing the Database Contents



Schema

- Data field name
- Aliases (other names used for same data field)
- Type of data (numeric alphabetic)
- Number of positions
- Number of decimal positions
- Various integrity rules

Rule for Required Field

The screenshot displays the 'Book : Table' table structure and the 'Field Properties' dialog box for the 'Required' field. The table structure is as follows:

	Field Name	Data Type	Description
🔍	BookName	Text	
	Author	Text	
▶	Required	Number	

The 'Field Properties' dialog box is open for the 'Required' field. The 'Validation Rule' is set to ≥ 0 and the 'Validation Text' is 'Number must be > or = to 0'. A red arrow points to the 'Validation Rule' field.

Property	Value
Field Size	Long Integer
Format	
Decimal Places	Auto
Input Mask	
Caption	
Default Value	0
Validation Rule	≥ 0
Validation Text	Number must be > or = to 0
Required	No
Indexed	No

Enforcing Value of BookName

The screenshot displays the Microsoft Access interface. At the top, a window titled "Student : Table" shows a table structure with the following fields:

Field Name	Data Type	Description
SID	Text	Student ID
Lname	Text	Last Name
Fname	Text	First Name
BookName	Text	Title of Textbook

Below the table structure is the "Field Properties" window, which is currently set to the "Lookup" tab. The properties for the "BookName" field are as follows:

Property	Value
Display Control	Combo Box
Row Source Type	Table/Query
Row Source	Book
Bound Column	1
Column Count	1
Column Heads	No
Column Widths	
List Rows	8
List Width	Auto
Limit To List	No

A blue text box on the right side of the Field Properties window contains the following text:

A field name can be up to 64 characters long, including spaces. Press F1 for help on field names.

Creating a Database

- 1) Describe the data
- 2) Enter the data
- 3) Use the database
 - Query language
 - Query-by-example
 - Data manipulation language (DML)

Query-by-Example

"Banking Principles" Text: Select Query : Select Query

Student

- *
- SID**
- Lname
- Fname
- BookName

Field:	SID	Lname	Fname	BookName	
Table:	Student	Student	Student	Student	
Sort:					
Show:	<input checked="" type="checkbox"/>	<input checked="" type="checkbox"/>	<input checked="" type="checkbox"/>	<input checked="" type="checkbox"/>	
Criteria:					
or:					

On-Line Analytical Processing (OLAP)

- Feature to enable data analysis similar to statistical cross-tabulation
- Information can be generated from within DBMS
- No need for separate statistical software

Example OLAP Output

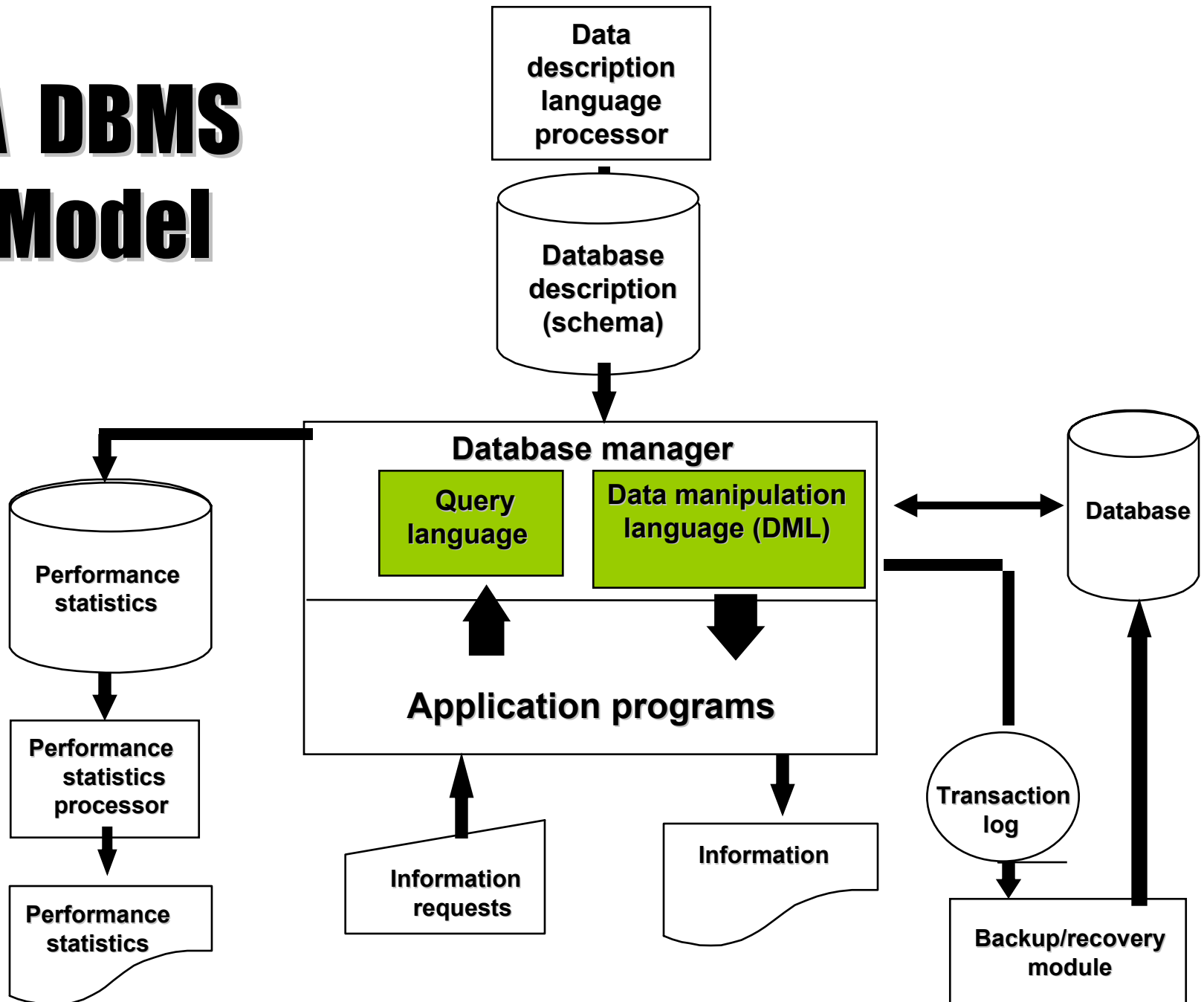
		Marital	Status
		Married	Single
	Cash	\$752	\$849
Payment	Credit	\$1,277	\$2,019
Method	Check	\$283	\$165

The Database Administrator (DBA)

DBA Duties

- Database planning; work with users and others, define schema, etc.
- Database implementation; creating the database & enforcing policies & procedures
- Database operations
- Database security

A DBMS Model



Knowledge Discovery in Databases (KDD)

- Data warehousing
 - refinement in the database concept to make it
very large very pure ***very retrievable***
- Data mart
 - a more modest approach than data warehousing,
generally only one segment of the firm
- Data mining
 - the process of finding relationships in data that are
unknown to the user
 - may be for
 - Verification, discovery
 - combination of verification and discovery

The Knowledge Discovery in Database (KDD) Process

1. Define the data and the task
2. Acquire the data
3. Clean the data
4. Develop the hypothesis and search model
5. Mine the data
6. Test and verify
7. Interpret and use

DBMS Advantages

- Reduce data redundancy
- Achieve data independence
- Enable integration of data from multiple files
- Retrieve data and information quickly
- Improve security

DBMS Disadvantages

- Obtain expensive software
- Obtain a large hardware configuration
- Hire and maintain a DBA staff

Summary

- Organizations are storing vast amounts of data
- Organization and structures in database
 - Dominated by relational
- Staff positions
 - DBA
- Knowledge discovery in databases
- Database management systems